

Ref: RE/GPD/Form-V/2023-24

Date: 20/09/2024

To,  
The District Environmental Engineer,  
88A, SIPCOT Industrial Complex,  
Gummidipoondi,  
Tiruvallur District- 601201.

Respected Sir,

Sub: RE -CHWTSDF- Submission of Environmental Statement (Form V) for the period of April – 2023 to March 2024 - Reg.,

Please find enclosed herewith enclosed Environmental statement in the prescribed form -V duly filled for common hazardous waste treatment and disposal facility including hazardous waste incinerator for the year April 2023 to March 2024.

Kindly acknowledge the receipt of the same.

Yours Faithfully

For RE Sustainability IWM Solutions Limited  
(Formerly known as Tamilnadu Waste Management Limited),

  
Authorized Signatory



Encl: Annexure I

- CC: 1. MOEF – New Delhi  
2. Tamil Nadu Pollution Control Board, Guindy  
3. Central Pollution Control Board – New Delhi



**FORM – V**  
**Environmental Statement for the financial year ending with 31st March, 2024**

**PART- A**


(i) Name & address of the owner/ occupier of the industry operation or process	Re Sustainability IWM Solutions Limited. Plot No – 1 to 33 & 124 to 150, Pappankuppam Village, Gummidipoondi Taluk, Tiruvallur District – 601201.
(ii) Industry Category, Primary (STC Code) Secondary (STC Code)	Common Hazardous Waste Treatment, Storage and Disposal Facility (TSDF)
(iii) Production Capacity -Units	Disposal Capacity of Hazardous Waste 3,00,000 T/Annum (Stabilization & Landfillable hazardous waste). Disposal of incineration waste: 12000 T/Annum, AFRF pre-processing of waste: 50000 T/Annum.
(iv) Year of Establishment	Operating from Nov' 2007 after getting Consent for Operation and Authorisation for Handling Hazardous Waste.
(v) Date of the last Environmental statement submitted	28/09/2023. (for the financial year 2022-2023)

**PART-B**

<b>1.</b>	<b>Water consumption:</b>	
	<b>Unit</b>	<b>Quantity (M<sup>3</sup>/day)</b>
	Process and Container Washings	10 M <sup>3</sup> /day
	Boiler	40 M <sup>3</sup> /day
	Domestic/Drinking	5 M <sup>3</sup> /day
	Agriculture / Gardening purposes	25 M <sup>3</sup> /day
	Others used in: a) Lab b) Scrubber for scrubbing in incinerator	1.0 M <sup>3</sup> /day 15 M <sup>3</sup> /day
<b>Total</b>		<b>96 M<sup>3</sup>/day</b>

Name of Products	Water consumption per unit of products	
	During the previous financial year (2022 – 2023)	During the current financial year (2023 – 2024)

Not Applicable as this is a common hazardous waste treatment and disposal facility. It is not a production unit.




2	Raw Material Consumption	Consumption of Raw Material Per unit of output	
Name of Raw Materials	Name of Products	During the previous financial year (2022 – 2023)	During the current financial year (2023 – 2024)
Cement	Used for stabilization of waste	1098 MT	1591.31 MT
Fly Ash	Used for stabilization	45123 MT	37781.45 MT
Lime	Used for stabilization	1562 MT	1273.41 MT
Lime	It is used as absorbing reagent in incinerator	37.2 MT	32 MT
Activated Carbon	Absorbing reagent in Incinerator	5.97 MT	4 MT
Caustic Lye	Scrubbing reagent in Incinerator	132.5 MT	120 MT
Sulphuric Acid	Used for stabilization	7.8 MT	2.42 MT
Ferrous Sulphate	Used for stabilization	8.74 MT	1.48 MT
Sodium Hypochlorite	Used for stabilization	130.7 MT	0.41 MT
Sodium Hydroxide	Used for stabilization	0.01 MT	0.00 MT
Sodium Sulphide	Used for stabilization	0.13 MT	8.78 MT
Nitric Acid	Used for stabilization	0.14 MT	0.23 MT
Bleaching Powder	Used for stabilization	1127 MT	1913.96 MT
<b>PART – C</b>			
<b>(Pollution Generated (Parameters as specified in the consent issued))</b>			
Pollutants	Quantity of pollution discharged (mass/day)	Concentration of pollutants in discharges (mass/volume)	Percentage of variation from prescribed standards with reasons
<b>Air</b>			
<b>From Inc. Stack emissions</b>	Enclosed as Annexure – 1		
<b>From DG 500 KVA. Stack emissions</b>	As per standards		Nil





<b>PART — D</b>			
<b>Hazardous Wastes as specified under Hazardous Wastes (Management &amp; Handling) Rules, 2016</b>			
<b>Hazardous Wastes</b>	<b>Total Quantity</b>		
	<b>During the previous financial year (2022 – 2023)</b>	<b>During the current financial year (2023 – 2024)</b>	
<b>From Process</b>			
<b>Incinerator Ash (Schedule 1 category 37.2)</b>	205 MT	248 MT	
<b>Spray dryer Ash</b>	657 MT	517 MT	
<b>From Pollution Control Facilities</b>			
<b>Cyclone dust</b>	101.16 MT	91 MT	
<b>Bag filter dust</b>	64.58 MT	49 MT	
<b>PART - E</b>			
<b>Solid Wastes</b>			
<b>Total Quantity</b>			
		<b>During the previous financial year (2022 – 2023)</b>	<b>During the current financial year (2023 – 2024)</b>
<b>a</b>	<b>From process</b>	Nil	Nil
<b>b</b>	<b>From pollution control facility</b>	Nil	Nil
<b>c</b>	<b>1) Quantity recycled or re-utilized.</b>	300 litres of used oil sent to authorized recyclers	400 litres of used oil sent to authorized recyclers
	<b>2) Solid</b>	Nil	Nil
	<b>3) Disposed</b>	Nil	Nil



**PART — F**

**Please specify the characteristics (in terms of concentration and quantum) of Hazardous as well as solid wastes and indicate disposal practice adopted for both these categories of wastes.**

This is a common hazardous waste treatment, storage and disposal facility (TSDF) catering to hazardous waste disposal needs of the industry. The facility having the capacity to handle around 3,00,000 MT of Landfillable hazardous waste per annum, AFRF pre-processing of waste: 50000 T/Annum and incinerator of 1.5 MT per hour for incinerable waste. The facility mainly handling three types of hazardous waste Viz Landfill hazardous waste, AFRF and incinerable waste.

**PART — G**

**Impact of pollution control measures on conservation of natural resources and consequently on the cost of production.**

**No negative impacts.**

(i) The TSDF itself is a pollution control measure for Industrial Hazardous waste About 8,62,900 MT of waste has been disposed from the date of its commissioning Nov 2007 to March 31st, 2024. The TSDF has the unique pollution abatement system to take care of the environment and natural resources as per the CPCB and TNPCB norms and standards

**PART — H**

**Additional investment proposal for environmental protection including abatement of pollution, prevention of pollution**


1. Fire Hydrant system is available and all required fire extinguishers available.
2. All Incinerable storage sheds available with Fire alarm, Smoke detection system and auto sprinkler systems available.

**PART — I**

**Miscellaneous Any other particulars for improving the quality of the environment.**

**Green Belt development:**

Total of about 7000 saplings have been planted in and around of the TSDF site under green belt development programme under the current financial year. For next financial year we are planning to plant 5000 saplings. A comprehensive environment monitoring programme is being followed to monitor the soil, Air, Surface water and ground water periodically. We have implemented "Integrated Management System (ISO-14001, ISO-9001, and OSHAS-45001). The Laboratory is having NABL Accreditation ISO/IEC 17025:2017)



## Annexure -1

### Pollution Monitoring Data of RE SUSTAINABILITY IWM SOLUTIONS LIMITED

from time: 00:01, 01-Apr-2023

upto time: 16:00, 31-Mar-2024

#### INCINERATOR STACK

Date Time	CO2	CO	NO	SO2	O2	Hcl	HF	TOC	SPM
DD-MMM-YY	%	mg / Nm3	mg / Nm3	mg / Nm3	%	mg / Nm3	mg / Nm3	mg / Nm3	ppm
	Avg	Avg	Avg	Avg	Avg	Avg	Avg	Avg	Avg
01-Apr-23	1.4	48.3	45.8	90.4	10.2	2.1	1.6	5.4	32
01-May-23	1.7	44.8	53.7	83.7	10.9	3.2	1.9	3.7	28
01-Jun-23	1.2	47.4	57	66.7	9.5	2.7	2	6.3	35
01-Jul-23	1.8	43.4	70.1	70.6	11	1.1	2.3	6.3	30
01-Aug-23	2.5	46.2	66.8	83.6	10.4	1.4	2.1	8.2	31
01-Sep-23	2.2	38.3	44.5	0.68	9.7	0.9	2.5	5.9	27
01-Oct-23	1.6	42.4	50.9	111.5	7.9	1.9	2.1	6.5	32
01-Nov-23	1.9	36.0	76.6	81.5	9.1	2.1	3.2	7.4	29
01-Dec-23	2	36.2	69.4	61.4	10.6	2.9	2.7	6.4	31
01-Jan-24	2.3	40.4	71.1	76.7	10.9	3.8	1.1	4.6	37
01-Feb-24	2.1	48.9	75.2	73.8	11	7.3	1.4	5.2	33
01-Mar-24	2.5	44.2	74.3	68.9	10.4	4.8	0.9	7.1	28

